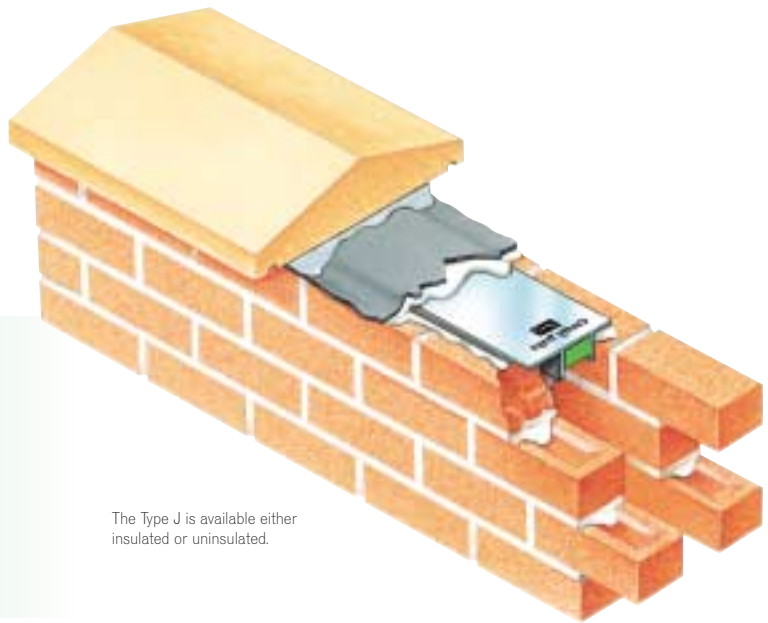


Type J DPC Support and Closer



The Type J is available either insulated or uninsulated.

- Insulates and closes the cavity
- Supports the DPC
- Prevents water pooling under coping
- Satisfies BS 5628 requirement

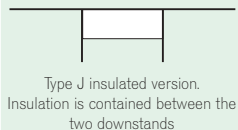
designers' comments

The Type J is an enhanced version of a metal closer, previously designed and manufactured by this company. The two profiles are now in extruded PVCU, and to revised dimensions which make them suitable for a wider range of cavity widths. Thus this improved design satisfies NHBC, Zurich Municipal and British Standards, including BS8215:1991 (5.5).

Application suitability is increased with new moulding dimensions. The insulated versions address interstitial condensation, and may be considered for use within construction where materials of mixed/varying heat loss qualities are incorporated.

technical observations

Locates, supports and closes cavity. Numerous cavity widths accommodated. Eliminates wastage. Branded with name and logo as proof of type and accompanying warranty.



Type J insulated version. Insulation is contained between the two downstands

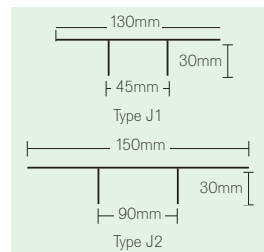


problem

How to provide DPC support and close cavity under parapet copings. Also how to provide means of closing cavity in open eaves and other eaves details.

introduction

Parapet construction requires a DPC immediately under the coping. BS5628:Part 3 qualifies the manner in which the DPC must be supported. The Type J closer fulfils the requirements of the British Standard, and also the NHBC performance standard, chapter 61, S4 (c) to (d).



solution

The conventional cavity parapet is normally terminated with copings, under which a DPC is bedded and positioned. The width of the DPC must be sufficient to slightly overhang the width of the parapet masonry. Support of the DPC is required where it crosses the cavity. The Type J

is designed for such purposes. Thermal movement dictates that slight fractures occur in coping joints, but the provision of a DPC, adequately and uniformly supported, normally overcomes associated problems (frost damage, interstitial condensation and water penetration). The Type J can also be used for closing the cavity in other applications, such as in open cottage-style eaves where joists leave limited space for the cavity to be uniformly supported. BS 3837/1986 polystyrene insulation 0.37 typical thermal conductivity. The Type J is available in an insulated form. A 25mm polystyrene inlay is provided between the two downward projecting locators. The insulation K-value is 0.037 W/m°C. The overall insulated version performance is dependent upon the size of cavity in which the profile is incorporated. If used as a screed support at a cavity threshold, the Type J should carry a screed of sufficient density and thickness to provide solidity to prevent cracking.

sizes

The Type J DPC

support/closer is now available in two sizes.

J1 = 130mm x 30mm x 2mm/2.5mm.

J2 = 150mm x 30mm x 2mm/2.5mm.

Standard lengths 2400mm.

The dimensions of the J1 closer make it suitable for use in cavities from 50mm up to and including 90mm.

The J2 is a larger closer and is suitable for use in cavities from 90mm up to and including 130mm. The Type J can be supplied in other sizes to suit specific requirements.

material

Extruded PVCU, type 4.

colour

Contract white.

installation/site work

Type J closers should be bedded in mortar, as per the code of practice which applies to the installation of damp courses in masonry construction. The projecting legs help locate the closer. Adjoining lengths should be butt jointed to provide a uniform and even plane.

bill of quantity wording

Type J cavity support/closer

from Cavity Trays of Yeovil, Somerset BA22 8HU (01935 474769). Standard J1 or J2 (or state special size required). Carefully place and mortar bed in position following manufacturer's instructions. Ensure adjoining lengths are butt jointed, cut and mitre corners to suit. Specify overall length required (standard 2400mm lengths). Request liability/conformity document on completion.

ordering/regulations

See inside back cover for details.

related products and applications

Type J support closer may be used with Type P Cavitytrays for parapet walls - see separate entry. Caviroll premium DPC may be considered for use between copings and Type J. See Type X for sloping abutments.

Observe requirement of NHBC and Zurich Municipal guidelines and consider coping stone mechanical fixings if appropriate. See Designer's Comments listed under Type P Cavitytray which refer to structural stability.